

**AGENDA PLACEMENT FORM**

(Submission Deadline – Monday, 5:00 PM before Regular Court Meetings)

Date: 1/17/2024

Meeting Date: 2/12/2024

Submitted By: Kathy Blackwell

Department: Treasurer

Signature of Elected Official/Department Head:

Kathy M. Blackwell

Description:

Consideration to approve the Quarterly Investment Report for the time period of  
October 1, 2023 to December 31, 2023 (1st Quarter FY2024)

---

---

---

---

---

---

---

---

---

---

(May attach additional sheets if necessary)

Person to Present: \_\_\_\_\_

(Presenter must be present for the item unless the item is on the Consent Agenda)

Supporting Documentation: (check one)     PUBLIC     CONFIDENTIAL

(PUBLIC documentation may be made available to the public prior to the Meeting)

Estimated Length of Presentation: \_\_\_\_\_ minutes

Session Requested: (check one)

Action Item     Consent     Workshop     Executive     Other \_\_\_\_\_

Check All Departments That Have Been Notified:

County Attorney     IT     Purchasing     Auditor

Personnel     Public Works     Facilities Management

Other Department/Official (list) \_\_\_\_\_

**Please List All External Persons Who Need a Copy of Signed Documents  
In Your Submission Email**

**Court Decision:**  
This section to be completed by County Judge's Office




**February 12, 2024**

JOHNSON COUNTY INVESTMENT REPORT  
1ST QTR 2024

**Investment Officers for Johnson County**  
Kathy Blackwell - Johnson County Treasurer  
Steve Watson - Johnson County Auditor  
January 17, 2024

  
\_\_\_\_\_  
Christopher Boedeker, County Judge

  
\_\_\_\_\_  
Rick Bailey, Commissioner Pct. 1


  
\_\_\_\_\_  
Kenny Howell, Commissioner Pct. 2

\_\_\_\_\_  
\_\_\_\_\_  
Mike White, Commissioner Pct. 3

  
\_\_\_\_\_  
Larry Woolley, Commissioner Pct. 4

ATTEST:

By:   
\_\_\_\_\_  
April Long, County Clerk




## Summary

This report is submitted in accordance with Government Code 2256.023. Investment of funds shall be governed by the following investment objectives, in order of priority: preservation and safety of principal, liquidity, and yield.

The investment report is prepared according to generally accepted accounting principles. All of the the County's investments are in full compliance with the Johnson County Investment Policy as passed by the Johnson County Commissioner's Court on March 27, 2023.

Sincerely,



Kathy Blackwell  
Johnson County Treasurer  
Investment Officer for Johnson County



Steve Watson  
Johnson County Auditor  
Investment Officer for Johnson County



**MONTH END BALANCES FOR INVESTMENTS  
DECEMBER 31, 2023**

ACCOUNT NAME	COUNTY	MULTI-BANK	TEXAS CLASS	TEXPOOL	AMERPRISE	MONEY MARKET	TOTAL
	FUND	SECURITIES			FINANCIAL	FFB	
GENERAL	0100	\$ 13,459,450.68	\$ 2,654,538.21	\$ 4,757,388.92	\$ 8,606,302.75	\$ 11,968,335.31	\$ 41,446,015.87
R&B1	0150	\$ 123,983.33	\$ 522,647.45	\$ 590,681.46	\$ -	\$ -	\$ 1,237,312.24
R&B2	0160	\$ 239,523.06	\$ 953,588.39	\$ 1,483,467.43	\$ -	\$ -	\$ 2,676,578.88
R&B3	0170	\$ -	\$ 215,120.48	\$ 1,265,848.00	\$ -	\$ -	\$ 1,480,968.48
R&B4	0180	\$ 367,938.59	\$ 989,086.08	\$ 504,765.90	\$ -	\$ -	\$ 1,861,790.57
RECORDS MNGMT & PRESER CC	0212	\$ -	\$ -	\$ 299,705.01	\$ -	\$ -	\$ 299,705.01
RECORDS MGMT & PRESER REC	0216	\$ -	\$ 1,502,465.14	\$ -	\$ -	\$ -	\$ 1,502,465.14
RECORDS MNGMT-COUNTY	0220	\$ -	\$ -	\$ 1,038,898.43	\$ -	\$ -	\$ 1,038,898.43
ELECTION SERVICES	0240	\$ -	\$ -	\$ 192,016.37	\$ -	\$ -	\$ 192,016.37
STOP SCU-FORFEITURES	0300	\$ -	\$ -	\$ 399,154.08	\$ -	\$ -	\$ 399,154.08
RECORDS ARCHIVE-CC	0450	\$ -	\$ 208,881.85	\$ 219,692.77	\$ -	\$ -	\$ 428,574.62
CC RECORDS PRESERVATION	0480	\$ -	\$ -	\$ 123,743.89	\$ -	\$ -	\$ 123,743.89
CAPITAL MURDER	0530	\$ 247,994.04	\$ 349,126.15	\$ 1,038,898.43	\$ -	\$ -	\$ 1,636,018.62
INDIGENT HEALTH CARE	0550	\$ -	\$ 1,086,298.86	\$ 2,017,983.22	\$ -	\$ -	\$ 3,104,282.08
RIGHT OF WAY	0600	\$ 725,212.50	\$ 176,790.72	\$ 165,347.41	\$ -	\$ -	\$ 1,067,350.63
PRE-TRAIL BOND SUPER	1020	\$ -	\$ -	\$ 22,401.95	\$ -	\$ -	\$ 22,401.95
ARPA	8820	\$ -	\$ -	\$ 5,003,602.53	\$ -	\$ 15,299,460.86	\$ 20,303,063.39
		\$ 15,164,102.19	\$ 8,658,543.33	\$ 19,123,595.80	\$ 8,606,302.75	\$ 27,267,796.17	\$ 78,820,340.24

JOHNSON COUNTY FIXED INCOME INVESTMENT SUMMARY BY FUND AS OF 12/31/2023		
COUNTY	BOOK	MARKET
FUND	VALUE	VALUE
0100	\$ 22,394,000.00	\$ 22,065,753.43
0150	\$ 124,500.00	\$ 123,983.33
0160	\$ 249,000.00	\$ 239,523.06
0170	\$ -	\$ -
0180	\$ 373,500.00	\$ 367,938.59
0530	\$ 249,000.00	\$ 247,994.04
0550	\$ -	\$ -
0600	\$ 747,000.00	\$ 725,212.50
	\$ 24,137,000.00	\$ 23,770,404.94

Matured/Called

**JOHNSON COUNTY INVESTMENTS WITH MULTI-BANK SECURITIES**

ACCOUNT NAME	COUNTY	CUSIP#	SETTLEMENT	MATURITY	MBS	
	FUND		DATE	DATE	September 30, 2023	December 31, 2023
BOOK VALUE	0600	3133EMCQ3	10/13/2020	10/13/2023	\$ 250,000.00	\$ -
MARKET VALUE					\$ 248,485.00	\$ -
BOOK VALUE	0100	3133EMFB3	11/2/2020	11/2/2023	\$ 250,000.00	\$ -
MARKET VALUE					\$ 248,812.50	\$ -
BOOK VALUE	0100	3133EMFN7	11/3/2020	11/3/2023	\$ 250,000.00	\$ -
MARKET VALUE					\$ 248,772.50	\$ -
BOOK VALUE	0100	3134GW7K6	11/3/2020	11/3/2023	\$ 300,000.00	\$ -
MARKET VALUE					\$ 298,674.00	\$ -
BOOK VALUE	0100	3134GXAY0	11/13/2020	11/13/2023	\$ 700,000.00	\$ -
MARKET VALUE					\$ 695,891.00	\$ -
BOOK VALUE	0100	3133EMLT7	12/28/2020	12/28/2023	\$ 500,000.00	\$ -
MARKET VALUE					\$ 493,650.00	\$ -
BOOK VALUE	0150/0180	05580AYG3	1/29/2021	1/29/2024	\$ 249,000.00	\$ 249,000.00
MARKET VALUE					\$ 244,689.81	\$ 247,966.65
BOOK VALUE	0530	20415QHL6	1/29/2021	1/29/2024	\$ 249,000.00	\$ 249,000.00
MARKET VALUE					\$ 244,732.14	\$ 247,994.04
BOOK VALUE	0100	31762FAB5	2/10/2023	2/9/2024	\$ 248,000.00	\$ 248,000.00
MARKET VALUE					\$ 247,508.96	\$ 247,871.04
BOOK VALUE	0100	88953BAT1	2/26/2021	2/26/2024	\$ 249,000.00	\$ 249,000.00
MARKET VALUE					\$ 243,733.65	\$ 247,025.43
BOOK VALUE	0100	90352RCF0	2/28/2022	2/28/2024	\$ 249,000.00	\$ 249,000.00
MARKET VALUE					\$ 244,933.83	\$ 247,431.30
BOOK VALUE	0100	02589ABL5	3/2/2022	3/4/2024	\$ 240,000.00	\$ 240,000.00
MARKET VALUE					\$ 236,066.40	\$ 238,449.60
BOOK VALUE	0100	31926HZ6	3/17/2021	3/18/2024	\$ 249,000.00	\$ 249,000.00
MARKET VALUE					\$ 243,066.33	\$ 246,330.72
BOOK VALUE	0100	178581AC8	3/30/2021	3/28/2024	\$ 249,000.00	\$ 249,000.00
MARKET VALUE					\$ 242,872.11	\$ 246,041.88
BOOK VALUE	0100	066519QU6	3/31/2021	4/1/2024	\$ 249,000.00	\$ 249,000.00
MARKET VALUE					\$ 242,797.41	\$ 245,949.75
BOOK VALUE	0180	649447UP2	6/3/2021	6/3/2024	\$ 249,000.00	\$ 249,000.00
MARKET VALUE					\$ 240,446.85	\$ 243,955.26
BOOK VALUE	0600	90348IQS2	7/21/2021	7/22/2024	\$ 249,000.00	\$ 249,000.00
MARKET VALUE					\$ 238,965.30	\$ 242,730.18
BOOK VALUE	0600	88241TL57	7/30/2021	7/30/2024	\$ 249,000.00	\$ 249,000.00
MARKET VALUE					\$ 238,579.35	\$ 242,443.83



ACCOUNT NAME	COUNTY FUND	CUSIP#	SETTLEMENT DATE	MATURITY DATE	MBS September 30, 2023	MBS December 31, 2023
BOOK VALUE	0100	856285XA4	8/30/2021	8/30/2024	\$ 249,000.00	\$ 249,000.00
MARKET VALUE					\$ 237,862.23	\$ 241,751.61
BOOK VALUE	0100	89235MLN9	9/9/2021	9/9/2024	\$ 249,000.00	\$ 249,000.00
MARKET VALUE					\$ 237,575.88	\$ 241,505.10
BOOK VALUE	0100	87165GH39	10/15/2021	10/15/2024	\$ 249,000.00	\$ 249,000.00
MARKET VALUE					\$ 236,525.10	\$ 240,454.32
BOOK VALUE	0600	45780PBB0	10/28/2021	10/28/2024	\$ 249,000.00	\$ 249,000.00
MARKET VALUE					\$ 236,007.18	\$ 240,038.49
BOOK VALUE	0100	39573LCB2	11/23/2021	11/22/2024	\$ 249,000.00	\$ 249,000.00
MARKET VALUE					\$ 235,392.15	\$ 239,420.97
BOOK VALUE	0160	14042RQD6	11/24/2021	11/25/2024	\$ 249,000.00	\$ 249,000.00
MARKET VALUE					\$ 235,554.00	\$ 239,523.06
BOOK VALUE	0100	538036TK0	12/10/2021	12/10/2024	\$ 249,000.00	\$ 249,000.00
MARKET VALUE					\$ 234,978.81	\$ 239,005.14
BOOK VALUE	0100	07371AWR0	2/9/2022	2/5/2025	\$ 248,000.00	\$ 248,000.00
MARKET VALUE					\$ 233,782.16	\$ 237,829.52
BOOK VALUE	0100	33715LEN6	2/17/2023	2/18/2025	\$ 248,000.00	\$ 248,000.00
MARKET VALUE					\$ 245,348.88	\$ 247,322.96
BOOK VALUE	0100	07371CJ42	3/2/2022	2/26/2025	\$ 247,000.00	\$ 247,000.00
MARKET VALUE					\$ 234,005.33	\$ 237,757.26
BOOK VALUE	0100	45332WBL6	11/30/2023	5/29/2026		\$ 248,000.00
MARKET VALUE						\$ 248,429.04
BOOK VALUE	0100	50625LBS1	11/30/2023	6/1/2026		\$ 248,000.00
MARKET VALUE						\$ 250,690.80
BOOK VALUE	0100	843355B56	11/14/2023	8/14/2026		\$ 248,000.00
MARKET VALUE						\$ 249,480.56
BOOK VALUE	0100	20825WCS7	9/1/2023	9/1/2026	\$ 248,000.00	\$ 248,000.00
MARKET VALUE					\$ 246,960.88	\$ 250,398.16
BOOK VALUE	0100	356436AQ8	9/19/2023	9/18/2026	\$ 248,000.00	\$ 248,000.00
MARKET VALUE					\$ 247,682.56	\$ 251,060.32
BOOK VALUE	0100	67054NBN2	11/13/2023	11/10/2026		\$ 248,000.00
MARKET VALUE						\$ 252,379.68
BOOK VALUE	0100	01882MAJ1	11/20/2023	11/20/2026		\$ 248,000.00
MARKET VALUE						\$ 252,729.36
BOOK VALUE	0100	3133EMSD5	3/1/2021	3/1/2024	\$ 1,000,000.00	\$ 1,000,000.00
MARKET VALUE					\$ 978,310.00	\$ 991,900.00
BOOK VALUE	0100	3133EMYR7	5/6/2021	5/6/2024	\$ 750,000.00	\$ 750,000.00
MARKET VALUE					\$ 727,147.50	\$ 737,475.00
BOOK VALUE	0100	3130AQTK9	2/28/2022	5/28/2024	\$ 500,000.00	\$ 500,000.00
MARKET VALUE					\$ 486,815.00	\$ 492,355.00
BOOK VALUE	0100	3130APW92	12/3/2021	6/3/2024	\$ 500,000.00	\$ 500,000.00
MARKET VALUE					\$ 484,455.00	\$ 490,900.00
BOOK VALUE	0100	3130AMKZ4	6/10/2021	6/10/2024	\$ 1,000,000.00	\$ 1,000,000.00
MARKET VALUE					\$ 964,870.00	\$ 977,830.00
BOOK VALUE	0100	3130AMV82	7/12/2021	7/12/2024	\$ 1,000,000.00	\$ 1,000,000.00
MARKET VALUE					\$ 960,170.00	\$ 974,650.00
BOOK VALUE	0100	3130AMXQ0	7/12/2021	7/12/2024	\$ 500,000.00	\$ 500,000.00
MARKET VALUE					\$ 480,555.00	\$ 487,810.00
BOOK VALUE	0100	3130AMXL1	7/15/2021	7/15/2024	\$ 500,000.00	\$ 500,000.00
MARKET VALUE					\$ 480,460.00	\$ 487,705.00
BOOK VALUE	0100	3130ANG61	8/16/2021	8/16/2024	\$ 1,000,000.00	\$ 1,000,000.00
MARKET VALUE					\$ 956,430.00	\$ 971,600.00
BOOK VALUE	0100	3130APB20	10/22/2021	10/22/2024	\$ 500,000.00	\$ 500,000.00
MARKET VALUE					\$ 474,710.00	\$ 482,665.00
BOOK VALUE	0100	3130APMB8	11/22/2021	11/22/2024	\$ 500,000.00	\$ 500,000.00
MARKET VALUE					\$ 473,695.00	\$ 481,740.00
BOOK VALUE		3130AQEG4	1/10/2022	1/10/2025	\$ 500,000.00	\$ 500,000.00
MARKET VALUE					\$ 471,915.00	\$ 483,455.00
<b>FUNDS IN CASH ACCT PERSHING</b>					<b>\$ 759,216.55</b>	<b>\$ 51.18</b>
BOOK VALUE					\$ 16,460,000.00	\$ 15,450,000.00
MARKET VALUE					\$ 16,704,101.35	\$ 15,164,102.19



JOHNSON COUNTY INVESTMENT WITH AMERPRISE FINANCIAL						
ACCOUNT NAME	COUNTY	CUSIP#	SETTLEMENT	MATURITY	AMERPRISE	AMERPRISE
	FUND		DATE	DATE	September 30, 2022	December 31, 2023
BOOK VALUE	0100	912828X70	5/2/2022	4/30/2024	\$ 250,000.00	\$ 250,000.00
MARKET VALUE					\$ 245,097.50	\$ 247,382.50
BOOK VALUE	0100	880591ER9	6/10/2022	9/15/2024	\$ 250,000.00	\$ 250,000.00
MARKET VALUE					\$ 243,805.00	\$ 246,250.00
BOOK VALUE	0100	61773TKS1	9/29/2022	9/27/2024	\$ 249,000.00	\$ 249,000.00
MARKET VALUE					\$ 245,521.47	\$ 247,418.85
BOOK VALUE	0100	3130ATH75	9/30/2022	9/30/2024	\$ 500,000.00	\$ 500,000.00
MARKET VALUE					\$ 495,285.00	\$ 497,725.00
BOOK VALUE	0100	3130AQHR7	1/28/2022	10/28/2024	\$ 1,000,000.00	\$ 1,000,000.00
MARKET VALUE					\$ 954,190.00	\$ 968,950.00
BOOK VALUE	0100	912828YY0	5/2/2022	12/31/2024	\$ 250,000.00	\$ 250,000.00
MARKET VALUE					\$ 239,200.00	\$ 242,637.50
BOOK VALUE	0100	32026UUS3	7/21/2023	1/21/2025	\$ 243,000.00	\$ 243,000.00
MARKET VALUE					\$ 241,721.82	\$ 243,160.38
BOOK VALUE	0100	48266PCS9	7/21/2023	1/21/2025	\$ 249,000.00	\$ 249,000.00
MARKET VALUE					\$ 247,234.59	\$ 248,900.40
BOOK VALUE	0100	02007GQR7	5/5/2022	5/5/2025	\$ 246,000.00	\$ 246,000.00
MARKET VALUE					\$ 236,032.08	\$ 239,367.84
BOOK VALUE	0100	06740KPY7	5/4/2022	5/5/2025	\$ 246,000.00	\$ 246,000.00
MARKET VALUE					\$ 235,655.70	\$ 239,070.18
BOOK VALUE	0100	254673C46	5/4/2022	5/5/2025	\$ 246,000.00	\$ 246,000.00
MARKET VALUE					\$ 235,655.70	\$ 239,070.18
BOOK VALUE	0100	3134GXR61	5/12/2022	5/12/2025	\$ 500,000.00	\$ 500,000.00
MARKET VALUE					\$ 481,775.00	\$ 491,310.00
BOOK VALUE	0100	61768EJV6	5/26/2022	5/27/2025	\$ 246,000.00	\$ 246,000.00
MARKET VALUE					\$ 236,265.78	\$ 239,675.34
BOOK VALUE	0100	3133ENYP9	6/9/2022	6/9/2025	\$ 500,000.00	\$ 500,000.00
MARKET VALUE					\$ 481,650.00	\$ 488,895.00
BOOK VALUE	0100	14042THM2	7/7/2022	7/7/2025	\$ 245,000.00	\$ 245,000.00
MARKET VALUE					\$ 235,952.15	\$ 239,389.50
BOOK VALUE	0100	27002YGD2	7/21/2023	7/21/2025	\$ 249,000.00	\$ 249,000.00
MARKET VALUE					\$ 246,634.50	\$ 249,388.44
BOOK VALUE	0100	66476QDZ8	7/19/2023	7/21/2025	\$ 243,000.00	\$ 243,000.00
MARKET VALUE					\$ 240,480.09	\$ 243,119.07
BOOK VALUE	0100	3130ASN88	7/28/2022	7/28/2025	\$ 250,000.00	\$ 250,000.00
MARKET VALUE					\$ 242,410.00	\$ 247,065.00
BOOK VALUE	0100	949764EJ9	8/8/2023	8/8/2025	\$ 249,000.00	\$ 249,000.00
MARKET VALUE					\$ 246,599.64	\$ 249,473.10
BOOK VALUE	0100	05600XUP3	8/9/2023	8/11/2025	\$ 243,000.00	\$ 243,000.00
MARKET VALUE					\$ 240,436.35	\$ 243,204.12
BOOK VALUE	0100	3134GXX41	9/22/2022	9/22/2025	\$ 500,000.00	\$ 500,000.00
MARKET VALUE					\$ 486,930.00	\$ 496,005.00
BOOK VALUE	0100	13135NAU4	11/4/2022	11/4/2025	\$ 249,000.00	\$ 249,000.00
MARKET VALUE					\$ 245,767.98	\$ 248,985.06
BOOK VALUE	0100	12547CBR8	6/14/2023	6/15/2026	\$ 244,000.00	\$ 244,000.00
MARKET VALUE					\$ 239,141.96	\$ 242,945.92
BOOK VALUE	0100	23204HPA0	6/14/2023	6/15/2026	\$ 244,000.00	\$ 244,000.00
MARKET VALUE					\$ 239,446.96	\$ 243,226.52
BOOK VALUE	0100	062119CB6	7/28/2023	7/28/2026	\$ 249,000.00	\$ 249,000.00
MARKET VALUE					\$ 246,778.92	\$ 250,416.81
BOOK VALUE	0100	307811HD4	7/31/2023	7/31/2026	\$ 249,000.00	\$ 249,000.00
MARKET VALUE					\$ 244,283.94	\$ 248,081.19
BOOK VALUE	0100	320437AC0	8/4/2023	8/4/2026	\$ 249,000.00	\$ 249,000.00
MARKET VALUE					\$ 244,607.64	\$ 248,372.52
BOOK VALUE	0100	88423MAC9	8/11/2023	8/11/2026	\$ 249,000.00	\$ 249,000.00
MARKET VALUE					\$ 244,933.83	\$ 248,658.87
CASH AND CASH INVESTMENTS					\$ 47,823.56	\$ 28,158.46
BOOK VALUE					\$ 8,687,000.00	\$ 8,687,000.00
MARKET VALUE					\$ 8,511,317.16	\$ 8,606,302.75

JOHNSON COUNTY INVESTMENTS WITH TEXAS CLASS				
Market Value = Book Value				
ACCOUNT NAME	COUNTY FUND	Texas Class		Texas Class
		September 30, 2023	December 31, 2023	
GENERAL	0100	\$	2,618,652.41	\$ 2,654,538.21
R&B1	0150	\$	515,581.96	\$ 522,647.45
R&B2	0160	\$	940,697.16	\$ 953,588.39
R&B3	0170	\$	212,212.35	\$ 215,120.48
R&B4	0180	\$	975,714.97	\$ 989,086.08
RECORDS MGMT & PRESER CC	0212			
RECORDS MGMT & PRESER REC	0216	\$	1,482,153.82	\$ 1,502,465.14
RECORDS MNGMT-COUNTY	0220			
ELECTION SERVICES	0240			
STOP SCU-FORFEITURES	0300			
STOP SCU-SEIZURES	0320			
RECORDS ARCHIVE-CC	0450	\$	206,058.05	\$ 208,881.85
CC RECORDS PRESERVATION	0480			
CAPITAL MURDER	0530	\$	344,406.43	\$ 349,126.15
INDIGENT HEALTH CARE	0550	\$	1,071,613.56	\$ 1,086,298.86
RIGHT OF WAY	0600	\$	174,400.74	\$ 176,790.72
EQUIP DEBT FUND	0850			
PRE-TRAIL BOND SUPER	1020			
		\$	8,541,491.45	\$ 8,658,543.33

JOHNSON COUNTY INVESTMENTS WITH TEXPOOL				
Market Value = Book Value				
ACCOUNT NAME	COUNTY FUND	TexPool		TexPool
		September 30, 2023	December 31, 2023	
GENERAL	0100	\$	5,975,363.43	\$ 4,757,388.92
R&B1	0150	\$	973,671.86	\$ 590,681.46
R&B2	0160	\$	1,569,578.61	\$ 1,483,467.43
R&B3	0170	\$	1,282,855.25	\$ 1,265,848.00
R&B4	0180	\$	785,688.83	\$ 504,765.90
RECORDS MGMT & PRESER CC	0212	\$	239,452.61	\$ 299,705.01
RECORDS MGMT & PRESER REC	0216	\$	830,039.36	\$ 1,038,898.43
ELECTION SERVICES	0240	\$	153,413.59	\$ 192,016.37
STOP SCU-FORFEITURES	0300	\$	144,890.61	\$ 399,154.08
STOP SCU-SEIZURES	0320			
RECORDS ARCHIVE-CC	0450	\$	218,188.23	\$ 219,692.77
CC RECORDS PRESERVATION	0480	\$	98,866.54	\$ 123,743.89
CAPITAL MURDER	0530	\$	830,039.36	\$ 1,038,898.43
INDIGENT HEALTH CARE	0550	\$	1,871,828.42	\$ 2,017,983.22
RIGHT OF WAY	0600	\$	132,106.13	\$ 165,347.41
EQUIP DEBT FUND	0850			
PRE-TRAIL BOND SUPER	1020	\$	17,898.29	\$ 22,401.95
ARPA	8820	\$	4,439,357.58	\$ 5,003,602.53
		\$	19,563,238.70	\$ 19,123,595.80

JOHNSON COUNTY INVESTMENTS MONEY MARKET - FFB				
ACCOUNT NAME	COUNTY FUND	MM - FFB		MM-FFB
		October 31, 2023	December 31, 2023	
GENERAL	0100	\$	20,972,089.70	\$ 11,968,335.31
ARPA	8820	\$	15,027,747.86	\$ 15,299,460.86
		\$	35,999,837.56	\$ 27,267,796.17

INVESTMENT INTEREST FOR 1ST QTR 2024						
ACCOUNT NAME	COUNTY FUND				TOTAL	
		OCTOBER	NOVEMBER	DECEMBER		
GENERAL	0100	\$ 159,399.58	\$ 152,396.72	\$ 147,873.36	\$ 459,669.66	
R&B1	0150	\$ 5,457.99	\$ 4,875.79	\$ 5,107.50	\$ 15,441.28	
R&B2	0160	\$ 11,611.11	\$ 10,894.59	\$ 10,921.69	\$ 33,427.39	
R&B3	0170	\$ 7,333.89	\$ 6,615.64	\$ 6,546.06	\$ 20,495.59	
R&B4	0180	\$ 7,663.52	\$ 6,740.30	\$ 7,200.41	\$ 21,604.23	
RECORDS MGMT & PRESER CC	0212	\$ 1,366.31	\$ 1,332.50	\$ 1,381.58	\$ 4,080.39	
RECORDS MGMT & PRESER REC	0216	\$ 11,526.26	\$ 11,254.73	\$ 11,674.59	\$ 34,455.58	
ELECTION SERVICES	0240	\$ 875.37	\$ 853.71	\$ 885.16	\$ 2,614.24	
STOP SCU-FORFEITURES	0300	\$ 826.74	\$ 1,473.74	\$ 3,135.65	\$ 5,436.13	
RECORDS ARCHIVE-CC	0450	\$ 2,188.97	\$ 1,869.72	\$ 1,755.61	\$ 5,814.30	
CC RECORDS PRESERVATION	0480	\$ 564.13	\$ 550.17	\$ 570.44	\$ 1,684.74	
CAPITAL MURDER	0530	\$ 6,909.77	\$ 7,049.21	\$ 7,745.33	\$ 21,704.31	
INDIGENT HEALTH CARE	0550	\$ 14,717.12	\$ 13,890.69	\$ 14,123.82	\$ 42,731.63	
RIGHT OF WAY	0600	\$ 2,327.12	\$ 2,670.14	\$ 3,333.23	\$ 8,330.49	
PRE-TRAIL BOND SUPER	1020	\$ 102.13	\$ 99.60	\$ 103.27	\$ 305.00	
ARPA	8820	\$ 91,479.34	\$ 94,814.82	\$ 94,078.56	\$ 280,372.72	
		\$ 324,349.35	\$ 317,382.07	\$ 316,436.26	\$ 958,167.68	